








PROGRAM	WATCH & PLAY
<p><b>Monday, May 3, 2021</b> WITF TV at 10:30am <b>DONKEY HODIE</b></p> 	<p><b>SOCIAL AND EMOTIONAL LEARNING</b></p> <p><b>EPISODES - A Big Favor for Grampy/A Fair Way to Bounce</b></p> <p><b>FOCUS - Being fair and taking turns</b></p> <p><small>PA STANDARD: 16.3.PK.B – RECOGNIZE THERE ARE SOCIALLY ACCEPTABLE WAYS TO BEHAVE IN DIFFERENT PLACES. 1.5.PK.C – RESPOND TO WHAT A SPEAKER SAYS IN ORDER TO FOLLOW DIRECTIONS, SEEK HELP, OR GATHER INFORMATION.</small></p> <p><b>ACTIVITY: TRY THIS</b></p> <p>Discuss with your child how we can find a fair way to decide who goes first so we can take turns. Practice taking turns doing things together when playing games or doing activities such as building with blocks (you lay one, I lay one). Take a moment to recognize and verbalize when your child is acting out of fairness. “That was so nice of you to let your friend go first.” You can also introduce and play some “Who starts?” games such as coin toss (“heads or tails”), or “Rock, Paper, Scissors” with older children. Remember rock (fist) beats scissors (v with fingers), paper (flat hand) beats rock and scissors beats paper.</p>
<p><b>Tuesday, May 4, 2021</b> WITF TV at 11:00am <b>SESAME STREET</b></p> 	<p><b>EARLY LITERACY</b></p> <p><b>EPISODE - Rudy Blows His First Bubble</b></p> <p><b>FOCUS - Literacy activity: B is for Bubbles</b></p> <p><small>PA STANDARD: 1.1.PK.B – IDENTIFY BASIC FEATURES OF PRINT. 1.1.PK.D – DEVELOP BEGINNING PHONICS AND WORD SKILLS.</small></p> <p><b>ACTIVITY: TRY THIS</b></p> <p>On a piece of paper, make a bunch of circles to represent bubbles. Pick 3-5 letters including the letter B and write one letter per bubble. Ask your child to find the letter B and color the bubble in. For older children, pick 3-5 words that start with the letter B and a few other words that start with another letter. Ask your child to pick out the words that start with the letter B and color in the bubbles. Then grab some bubbles and wands and head outside for some bubble play. Be sure to show your child how to breathe in deeply and exhale slowly while blowing the bubbles out.</p>
<p><b>Wednesday, May 5, 2021</b> WITF TV at 10:30am <b>ELINOR WONDERS WHY</b></p> 	<p><b>SCIENCE THINKING</b></p> <p><b>EPISODES - The Paper Trail/Bath Time</b></p> <p><b>FOCUS - How animals keep themselves “clean”</b></p> <p><small>PA STANDARD: : 3.1.PK.A.5 – NAME THE BASIC PARTS OF LIVING THINGS. 4.4.PK.A – IDENTIFY WHAT PLANTS AND ANIMALS NEED TO GROW.</small></p> <p><b>ACTIVITY: TRY THIS</b></p> <p>Talk to your child about the importance of keeping ourselves clean in order to maintain a healthy level of hygiene. Ask: Why do you think we need to take a bath or shower? Do you like to take a bath or shower? Why or why not? Talk about how animals also have to stay clean. Some animals like lions, cats and dogs keep themselves clean by licking their fur while elephants and rhinos take baths by rolling in dust and mud and then shake. Before the next bath time, encourage your child to act out how an elephant or rhino takes a mud bath—roll on the floor and then get up and shake!</p>
<p><b>Thursday, May 6, 2021</b> WITF TV at 11:30am <b>PEG + CAT</b></p> 	<p><b>MATH THINKING</b></p> <p><b>EPISODES - The Magic Uke/The Rocking Out Problem</b></p> <p><b>FOCUS - Exploring lines of symmetry</b></p> <p><small>PA STANDARD: 2.4.PK.A.4 – CLASSIFY OBJECTS AND COUNT THE NUMBER OF OBJECTS IN EACH CATEGORY. 2.3.PK.A.1 – IDENTIFY AND DESCRIBE SHAPES.</small></p> <p><b>ACTIVITY: TRY THIS</b></p> <p>You can explore lines of symmetry with your child by using a mirror and finding symmetrical objects around your home or outside. Place the mirror along the line of symmetry to show that the object is symmetrical (both sides are the exact same when split in half). You can also make symmetrical shapes using playdough or paper and dividing the shape in half by either cutting the playdough shape or folding the paper shape. Talk about how both halves are the same. To reinforce this concept, stack the two halves on top of each other (if cut in half).</p>
<p><b>Friday, May 7, 2021</b> WITF TV at 10:00am <b>DONKEY HODIE</b></p> 	<p><b>SOCIAL AND EMOTIONAL LEARNING</b></p> <p><b>EPISODES - Super Duper Sleepover/Mountain Climb Time</b></p> <p><b>FOCUS - Exploring light and dark</b></p> <p><small>PA STANDARD: 4.1.PK.A – IDENTIFY LIVING AND NON-LIVING THINGS IN THE IMMEDIATE AND SURROUNDING ENVIRONMENT. 3.3.PK.B.1 – IDENTIFY OBJECTS THAT CAN BE FOUND IN THE DAY OR NIGHT SKY. 16.1.PK.A – DISTINGUISH BETWEEN EMOTIONS AND IDENTIFY SOCIALLY ACCEPTED WAYS TO EXPRESS THEM.</small></p> <p><b>ACTIVITY: TRY THIS</b></p> <p>Is your child afraid of the dark? Talk about how sometimes things look different when the lights are off, but things are the same in the light and in the dark. Turn on different lights—for example, an overhead light, a bedside lamp and a nightlight—one at a time. Talk about how the room looks when the different lights are on or off. Which one makes the most light/the least light? Where do we see shadows? Look out the window and talk about how it is getting darker outside. Dim the lights and play with a flashlight on the ceiling or wall. How can we make shadows with our hands and fingers?</p>